


IS

IS 200t / IS 300h / IS 350





THE IMAGES AND CONTENT
IN THIS BROCHURE HAVE
BEEN SOURCED GLOBALLY
AND MAY DIFFER FROM
NEW ZEALAND SPECIFICATION.

IS » P1
TECHNOLOGY » P25
TAKUMI » P56
LEXUS CARE » P58
ENVIRONMENT » P60

STRENGTH LIES IN FLEXIBILITY.



*In today's fast-paced world, change happens every day.
If you keep mind and body relaxed and flexible,
you can go your own way on any road.*









*I don't charge in without looking where I'm heading first.
I want to stay sharp and agile, so I can turn at a moment's notice.*





*A match without spectators is dull.
That's why giving joy to lots of people through my own abilities
brings me happiness.*









Changing what you can't see, rather than what you can, maybe that's true evolution.



*Every road represents progress.
As long as I don't stop driving.*






The future awaits. Approach it with an open heart.







LEXUS

IS

EPISODE

6



1	IS CONCEPT	» P27
2	DESIGN	» P33
3	PERFORMANCE	» P37
4	FEATURES	» P41
5	SAFETY	» P48
6	F SPORT	» P52



EPISODE

1



IS CONCEPT

Thrilling and agile. Experience the pure sports driving pleasure of an inspired and spirited compact sedan.

The fresh evolution of the IS compact sedan builds on the inspired character and distinctive spirit of the IS as Lexus' original sports-focused sedan. Its development started with the fun-to-drive experience and sporty design woven into the IS's DNA, and focused on evolving pure sports driving pleasure to a higher level, boosting driving fun and fuelling the desire to drive even further.

It is realised in a design that anticipates thrilling and agile driving performance in an intelligent and innovative package. A powerful face and athletic lines project an aggressive

attitude at first glance. A closer inspection confirms the dynamic presence of a sports sedan honed for captivating driving pleasure. In the cabin, this sporting attitude is balanced by refined Lexus sophistication, blending support for sports driving exhilaration with amenities and thoughtful touches to support an active lifestyle. Integrating advanced Lexus functionality that satisfies contemporary needs, with spacious comfort and ample capacity for passengers and their gear, to make every drive a true pleasure.





Taking an innovative approach to creating a truly distinctive compact sports sedan, the IS design team flipped the conventional development process on its head. Beginning with the core concept of providing a fun-to-drive experience, instead of theoretical concepts and long meetings, they took a hands-on approach to sports driving pleasure, and the technology and components required to bring it vividly to life. Time after time they built and tested their ideas with actual prototypes, comparing and analysing driving experiences to establish performance benchmarks and a shared expression of driving fun, to continually

hone every facet of performance. This hands-on approach extended to the testing and adoption of advanced production technologies, to enable its realisation. Naturally, the proof of this unique approach to breakthrough performance is in the driving experience. To test it, slip behind the wheel, engage your senses, depress the accelerator and just drive. The moment you and the IS move as one in the responsive and agile handling, and powerful thrilling performance, you will truly understand the IS's fun-to-drive spirit and the desire to just keep on driving, in your body and your soul.





EPISODE

2



DESIGN

Stating its pure sports credentials, the 'Aggressive Sports' design further advances the powerful athletic character of the IS.

The IS's dramatic statement of sporting intent is instantly compelling, its powerful stance and flowing lines projecting a vital sense of forward movement. The dynamic presence of the front face creates a clear contrast between a fresh evolution of the iconic Lexus spindle grille in the center, and the power expressed by the solid corners that connect the front bumper and fenders. The continuous lines of the 3-eye LED low beam headlamps (F Sport/Limited) accentuate the sharpness of L-shaped LED DRL (Daytime Running Lamp). From the rear, the muscular stance is heightened by the sense of depth projected by the bold layered design of the L-shaped LED rear combination lamps.

Angular shaped exhaust pipes add a premium touch to IS 200t and IS 350 models.

In the spacious cabin, the Lexus L-finesse design philosophy shapes a driver-oriented cockpit worthy of a sports sedan. The horizontal lines of the dashboard create a clean and open ambience. The feeling of sports control is heightened by a focus on functionality in the clear information provided by the dual ring Optitron meters and 10.3-inch EMV (Electro Multi-Vision) display, and refined touches that include the choice of materials, accent stitching, and design of the steering wheel and shift lever.

EXTERIOR

Bold and dynamic, the muscular stance and athletic lines project a sporting attitude, instantly building anticipation of thrilling sports driving pleasure.



INTERIOR

The driver-oriented cockpit is focused on sports driving pleasure, blending advanced functionality, sophisticated amenities and quality details in a refined expression of Lexus luxury.





EPISODE

3



PERFORMANCE

The innovative approach to fun-to-drive focuses on the exhilarating performance experienced in the driver's seat.

Pure sports driving pleasure is a core strand of the IS's DNA, a heart-moving expression of the fun-to-drive philosophy experienced each time you get behind the wheel. To realise an authentic sports driving experience, the innovative approach to developing the IS focused on the driver. The low hip position of the driver's seat and optimising the steering wheel position contribute to a linear feel of vehicle behaviour, for relaxed and intuitive sports driving control.

Under the dynamic exterior, the generation of pure driving pleasure is the product of a fusion of advanced technologies and refined components. Extensive use of body adhesives, laser screw welding and spot welding creates an extremely rigid yet light body structure.

A choice of 3.5-litre V6 engine or 2.0-litre turbocharged engine generates free-flowing power.

The 8-Speed SPDS (Sport Direct Shift) provides the smooth shifting and comfortable ride of an 8-speed automatic transmission, together with the authentic sports driving exhilaration and control of an 8-speed manual transmission.

Hybrid models with a 2.5-litre engine and Lexus Hybrid Drive were tuned to create a uniquely IS driving feel that is both exciting and satisfying.

The innovative shift controls of the Electronically Continuously Variable Transmission (ECVT) harness the hybrid characteristics to produce dynamic driving and excellent environmental performance. The suspension was fine-tuned for excellent grip performance and stability, and response to steering input. To further heighten the thrill of driving, a sound generator in IS 350 produces a sporty engine note.



01 / Chassis

The foundation for the IS's agile sports handling, stability and smooth ride comfort is a lightweight body structure with outstanding rigidity and vibration damping characteristics. It was made from hot-stamp, high-tensile steel sheeting for reinforcements and critical components, using innovative production technologies that include body adhesives and laser screw welding.

02 / 8-Speed Sport Direct Shift (SPDS)

The dynamic linear acceleration of the lightweight and compact 8-Speed SPDS delivers smooth shift feeling and superb drivability, together with excellent fuel efficiency and outstanding quietness even at high speeds. In D position with Sport/Sport S or Sport S+ Mode, G AI (Artificial Intelligence)-SHIFT selects the optimum gear and downshift pattern in response to input from a G force sensor. In M position, it enables gear holding, as well as full lock-up shifting from 2nd through 8th gears.

03 / Aerodynamics

Careful attention devoted to aerodynamics contributes to the fuel-efficient performance and quiet comfort of the cabin, even in high-speed driving. Aero stabilising fins on the front doorframe covers and rear combination lamps contribute to handling stability and road tracking performance, while aero stabilising fins on the underbody help smooth airflow. Aluminium tape inside the front and rear bumpers helps suppress airflow separation, further enhancing handling stability.

04 / 3.5-litre V6 engine

The sophisticated V6 engine integrates advanced technologies that include a D-4S fuel injection system that features both direct and port injectors to balance high power output with fuel efficiency, and Dual VVT-i which increases torque and output, contributing to excellent fuel economy and reduced emissions.*1

05 / 2.0-litre direct injection turbocharged engine

This engine combines a compact high-efficiency twin scroll turbocharger with an Atkinson Cycle engine with Dual VVT-i (Intake side: VVT-iW) to deliver exhilarating driving performance and excellent fuel efficiency. The innovative D-4ST features both direct and port injectors, to help realise excellent torque, responsiveness, and fuel efficiency.*2

06 / Hybrid system

For dynamic driving and exceptional environmental performance, Lexus Hybrid Drive intelligently combines the power of a highly-efficient 2.5-litre petrol engine with electric power from a high-output motor.

07 / Drive mode select

Drive mode select provides integrated control of multiple systems to let you tune performance to suit your driving style.

You can select and change between modes: Eco, Normal and Sport in IS 200t and IS 300h or Eco, Normal, Sport S, and Sport S+ Modes in IS 200t Limited and F Sport models. In addition, Customise Mode enables drivers to set their preferred settings for the powertrain, AVS, EPS and air conditioning.*3

08 / Front and rear suspension/ performance damper

Individual components in the double wishbone front suspension and multi-link rear suspension were optimised to deliver sports driver-friendly characteristics, for agile yet stable driving, with superb grip and excellent response to steering input. The use of aluminium for the front arms realises both lightweight and high rigidity. A front performance damper in IS 200t and IS 350 models enhances rigidity and vibration damping performance, to realise exceptional handling stability at the heart of sports driving enjoyment.

09 / Sound generator - IS 350 only
Heightening the excitement of sports driving, the sound generator boosts the sound pressure level of specific frequencies in the engine air intake, to generate a distinctive sporty engine note when you accelerate in the mid-to-high rpm ranges.

*1 D-4S: Direct injection 4 stroke petrol engine Superior version. VVT-i: Variable Valve Timing-intelligent.
*2 VVT-iW: Variable Valve Timing-intelligent Wide. D-4ST: Direct injection 4 stroke petrol engine Superior version with Turbo.
*3 AVS: Adaptive Variable Suspension system. EPS: Electric Power Steering.



EPISODE

4



FEATURES

Refined features and attention to detail that are the hallmark of Lexus quality, feed the pure sports driving pleasure.

The more time you spend in the IS, the further you'll want to drive as you come to appreciate the quality of its refined features. The powerful face, with the eye-catching design of the 3-eye LED low beam headlamps (F Sport/Limited) that flow above the LED Daytime Running Lamps (DRL) to accentuate their sharpness, is complemented by the L-shaped LED rear combination lamps that give a deep glittering display when illuminated.

In the inviting space of the cabin, the outstanding functionality, intuitive operation and precise control of the sports-focused cockpit are the product of the innovative 'driving experience' development process. The high-quality functionality, look and feel of each component

create a superb environment for sports driving pleasure.

It is evident in the sporty finish of the dual ring Optitron meters and advanced technology of the 10.3-inch EMV (Electro Multi-Vision) display. Together with refined details that support sporting operation and driving pleasure such as the shape of the supportive knee pads, plating on the shift knob, and electrostatic touch control for temperature settings. Passengers in the roomy rear seats will enjoy the luxury of Lexus comfort. The ample trunk space further extends the functionality of this compact sports sedan.



01 / 3-eye LED low beam headlamps

The outer lines of the headlamp flow above the LED DRL (Daytime Running Lamp) then converge, to create a unique sharp-eyed look. The 3-eye LED low beams illuminate in an L-shape, evoking a next-generation Lexus identity. High beam is provided by a separate bulb. (F Sport/Limited)

02 / Bi-Beam LED headlamps

The Bi-Beam LED headlamps switch between low and high beam to generate a bright light for excellent visibility at night, while reducing power consumption. The arrowhead-shaped LED DRL emits a subtle Lexus signature.

03 / LED rear combination lamps

The bold lines and layered structure of the L-shaped rear combination lamps exude tension, emphasising the IS's bold wide stance. The multiple LEDs in the tail and stop lamps illuminate in a deep glittering L-shaped display, accentuating the Lexus presence.

04 / Dual exhaust pipes

Refinements that express the continuing evolution of the IS as a premium sports sedan include the adoption of angular shaped chrome exhaust pipes that accentuate its sporting nature. (IS 200t and IS 350)



01 / Multimedia coordination function
 This function coordinates the display of information from the multimedia systems on the 10.3-inch EMV (Electro Multi-Vision) display in the center of the instrument panel and the 4.2-inch color TFT (Thin Film Transistor) multi-information display in the centre of the meter cluster. For convenience and easy control, audio system, incoming mobile calls, and some navigation information on the EMV display can be displayed on the multi-information display, and controlled using switches on the steering wheel.

02 / Optitron meters
 The self-illuminating dual ring Optitron meters provide vital driving information at a glance. The combination of plating on the outside of the meter ring and satin-look plating on the inside evokes a feeling of sporty quality, heightened by the spin finish on the dial plate. (Base/Limited)


03 / Mark Levinson audio system
 The Mark Levinson Premium Surround Sound System features a compact 12-channel amplifier to drive 15 GreenEdge ultra-high efficiency speakers that generate outstanding output while significantly reducing energy consumption. A 5.1-channel surround system contributes to the high fidelity, concert hall-quality sound. Optimal tuning of the speaker output helps to realise superb sound quality that heightens the emotional pleasure of listening to music. (F Sport option/Limited)

04 / Remote Touch Interface
 Simple operation that includes enter switches integrated on both sides and a back switch lets users interact intuitively with the navigation and audio systems on the 10.3-inch EMV display, for easy control of the systems.

05 / Cupholders
 Connecting the cupholders and optimising their shape enhance their usability, providing convenient storage for smaller items such as smartphones, as well as cups or mugs with handles.

06 / Electrostatic temperature control switches
 The innovative electrostatic temperature controls located in the center console enable quick and intuitive operation of the air conditioner with the touch of a finger. To optimise individual comfort, temperature settings for the driver and front passenger seats can be set separately.

07 / 2 USB ports/mini-jack
 The audio system is equipped with two USB ports, one that enables the playing of music on connected USB devices in a number of data formats, including MP3 and WMA (Windows Media Audio), and one that can be used for charging smartphones and other devices.



01 / Analog clock

The stylish analog clock embodies Lexus luxury, functionality and simplicity. The satin-like plating of the bezel is complemented by the high quality feel of the spin finish on the dial plate. The contrast between the 3-dimensional scales and needle colour enhances legibility.

02 / Accent stitching

The air of sporting luxury is heightened by the refined details, including the selection of material and stitching for the meter hood, palm rest and knee pads. The symmetry of the single stitch line on the meter hood facing the driver creates a feeling of continuity with the dashboard ornamentation, expressing a sharp sporty attitude.

03 / Ventilated seats

Ventilation for the front seats provides individual comfort. They use an integrated blower-type fan that provides quick and powerful performance, pushing air through the seatback and seat cushion to eliminate the humid feeling associated with leather seats.

04 / Steering wheel control switches

Switches integrated in the steering wheel provide quick control of the multimedia systems without taking your hands off the wheel. Their square shape enables easy recognition of top/bottom and left/right operating directions. The metal ornamentation provides a stylish finish.

05 / Knee pads

The large knee pads wrap around the air conditioning and audio system control panels with hairline finish on both sides of the centre console to provide support during sports driving.



06 / 60/40 split, fold-down rear seatbacks

60/40 split, fold-down rear seatbacks combine with the ample trunk space to provide versatile and flexible luggage carrying capacity. The fold-down mechanism makes it easy to fold down one or both sides of the 60/40 split rear seatbacks, to enable the carrying of items approximately 150cm in length.

07 / Trunk space

Balancing exhilarating performance with thoughtful functionality is the hallmark of Lexus. A good example is the intelligent layout of the rear suspension, which contributes to the ample capacity of the trunk, with room for three full-size (9.5-inch) golf bags.

08 / Power front seats

The front seats have 8-way power adjustments to let individuals with a wide range of physiques tailor the optimum position of comfort and support required for focused sports driving. The adjustments include slide, tilt, lifter and recline. The driver's seat also features lumbar support adjustment. F Sport and Limited models have driver's seat memory.

09 / Quilted seat cushions

The renowned Lexus attention to detail, refined through the sport-focused approach of the IS, is evident in the quilted seat cushions. Emphasising the 3-dimensional feel of the material, they accentuate the dynamic expression of athletic strength and sporty ambience of the interior.

10 / Power rear window sunshade

Power controls for this convenient sunshade make it easy to provide shade and privacy in the rear seats. For a clear field of view when reversing, it automatically retracts when reverse gear is engaged. (Limited only)

5




SAFETY

Enhancing driving pleasure, the IS integrates advanced active and passive safety measures to help assist safe driving and give peace of mind.

Your enjoyment of the IS's thrilling sporting performance is underpinned by active and passive safety measures that utilise advanced technologies to deepen your peace of mind.

To help assist safe driving, the Lexus Safety System + integrates a Pre-Crash Safety System, Lane Departure Alert (LDA) with Steering Control, Automatic High Beam System (AHB) and Dynamic Radar Cruise Control (DRCC). In addition, Rear Cross Traffic Alert (RCTA) and the Blind Spot Monitor System (BSM) use advanced radar technologies to enhance driver awareness of other vehicles in various driving situations.

In the unlikely event of an accident, occupant protection is integrated into the core of the IS, with a high rigidity body structure designed to help disperse crash energy, and a high-strength body frame to help suppress distortion of the cabin. Inside the cabin, ten Supplemental Restraint System (SRS) airbags, together with pretensioners and force limiters on the front seatbelts, help reduce the impact to occupants in a collision. The innovative Pop Up Hood (PUH) helps to provide pedestrian protection in the event of a frontal collision.





LEXUS SAFETY SYSTEM +

01 / Pre-Crash Safety System

When the millimeter-wave radar and monocular camera detect a collision with a pedestrian or vehicle ahead is likely, it alerts the driver using a buzzer and on the multi-information display, and activates pre-crash brake assist when the driver depresses the brake pedal. If the driver cannot depress the brake pedal, it activates the pre-crash brakes to help avoid a collision or mitigate the impact force.

02 / Dynamic Radar Cruise Control (DRCC)

In addition to maintaining a constant speed, DRCC uses the millimeter-wave radar and monocular camera to detect a vehicle driving ahead and maintain an appropriate distance between vehicles at speeds over 40km/h.

03 / Lane Departure Alert (LDA) with Steering Control

LDA with Steering Control alerts the driver with a sensory alert using steering wheel vibration or a buzzer, and on the multi-information display if the system judges the vehicle is about to cross the lane markings without using the turn signals, and assists steering to avoid lane departure. In addition, Vehicle Sway Warning monitors steering operation and the vehicle's position within a lane to detect vehicle sway due to driver inattention or drowsiness, and alerts the driver by a buzzer and on the multi-information display.*¹

04 / Automatic High Beam System (AHB)


AHB helps safe driving at night by instantly switching from high to low beam when the lights of an oncoming vehicle, or the tail lights of a vehicle in front, are detected.*¹

05 / Blind Spot Monitor System (BSM)

When the quasi-millimeter-wave radars in the rear bumper detect vehicles in adjacent lanes that aren't visible in the door mirrors, the system activates a warning indicator in the relevant door mirror the moment a vehicle enters this blind spot.

06 / Rear Cross Traffic Alert (RCTA)

To assist safe reversing, RCTA uses quasi-millimeter-wave radars in the rear bumper to detect approaching vehicles in difficult-to-see areas behind the vehicle. When an approaching vehicle is detected, RCTA alerts the driver using a buzzer and indicator in the relevant door mirror.



07 / Pop Up Hood (PUH)

The innovative PUH helps to provide pedestrian protection in the unlikely event of a frontal collision, and at the same time enables a sporty design with a low hood line. When the sensors mounted in the front bumper determine that the vehicle has collided with a pedestrian, the hood instantly pops up to create a space to absorb the impact force.



08 / Drive-start Control

If an abnormal shift change from R to D, D to R, N to R, P to D, or P to R range is detected while accelerating, a warning is displayed in the multi-information display and power output is reduced to limit acceleration, helping to avoid a collision.

09 / Supplemental Restraint System (SRS) airbags

The IS features dual-stage SRS airbags (Front seats), SRS knee airbags (Front seats), SRS side airbags (Front and rear seats), and SRS curtain shield airbags (Front and rear door windows).*²

*¹ The system may not operate properly depending on the weather, road and vehicle conditions or other factors. Be sure to read the Owner's Manual carefully.

*² The SRS airbags are supplemental devices to be used with the seatbelts. The driver and all passengers in the vehicle must wear their seatbelts properly at all times. Never install a rear-facing CRS (Child Restraint System) on the front passenger's seat. For a forward-facing CRS, it is recommended you use it in the rear seats. Please do not use accessories for the seats which cover the parts where the SRS side airbags should inflate. Such accessories may prevent the

SRS side airbags from activating correctly, causing serious injury (Lexus genuine seat covers are specifically designed for models equipped with the SRS side airbags. To find out about availability in your area, please inquire at your local dealer). The photo shows all the SRS airbags activated for display purposes only (the SRS side and curtain shield airbags only inflate on the side of the collision in an actual accident). For details on these and other important safety features, be sure to read the Owner's Manual carefully.

6



F SPORT


*Evolved directly from the LFA supercar,
the IS's F SPORT advances an exclusive
approach to sports performance.*

Lexus created its very first F SPORT model to inject the sports performance of the LFA supercar into the IS. The F SPORT package further evolves the IS's F SPORT DNA with exclusive design, performance and equipment levels to boost its athletic prowess. It confronts you head-on with the muscular stance of the large 18-inch aluminium wheels, its powerful performance projected by the jet-black metallic F-shaped grille mesh that integrates the large brake cooling ducts.

The exclusive F SPORT rear bumper incorporates the same F-shaped mesh to reinforce the sporty attitude.

In the driver's seat, the outstanding holding performance of the F SPORT seat is complemented by the precision and craftsmanship of the Wedge Metal trim, leather steering wheel and shift knob, aluminium pedals, and the eye-catching F SPORT meter that evolved directly from the LFA supercar.

This feeling of sporting control is transformed into F SPORT exhilaration by the exclusively tuned suspension with AVS (Adaptive Variable Suspension system), which optimally controls damping force. It contributes to an exhilarating fun-to-drive experience that can't be measured in numbers alone, but also with smiles.





A • Front mesh grille / B • Front bumper / C • Aluminum wheels / D • Front fender emblems



E • Single dial meter / F • Steering wheel / G • Aluminum pedals / H • Shift lever knob / I • Trim (Wedge Metal) / J • Scuff plates

F SPORT



01 / F SPORT rear bumper

The continuing evolution of F SPORT DNA drove the sporty design of the exclusive rear bumper, which matches the front grille by incorporating F-shaped mesh in the lower rear bumper.

02 / Front and rear suspension

The F SPORT suspension delivers damping characteristics that suit sports driving sensibilities, giving a natural feeling in response to the road conditions and vehicle behaviour. Exclusive tuning of the double wishbone front suspension and multi-link rear suspension included the shock absorbers and other components, together with the Electric Power Steering (EPS).

03 / F SPORT front seats

The front sports seats are the product of an innovative 'integrated foaming' manufacturing process. They provide a blend of refined comfort with firm support and excellent holding performance for sports driving.

04 / F SPORT meter

A direct evolution of the groundbreaking design and functionality of the meter in the Lexus LFA, the innovative single dial meter takes center stage with a combination of Lexus sophistication and cutting-edge precision. In addition to showing information in a clear and logical manner, the meter ring display changes to reflect the drive mode selected.

05 / F SPORT multi-information display

When the driver activates the multi-information system, the F SPORT meter ring slides to the side to display additional information including a turbo boost meter with oil temperature and pressure gauges, and a G sensor with steering angle.

Note: The boost meter is for the IS200t only.



LEXUS
TAKUMI

The Lexus pursuit of perfection finds its finest expression in the master craftsmanship of the Takumi.



Every Lexus is based on an uncompromising approach to creating premium automobiles. Inspired by our 'Yet' philosophy, we seek innovation in every facet of engineering through a sophisticated fusion of seemingly incompatible ideas such as 'high performance yet high fuel efficiency'. In addition, unique Lexus styling is born of our L-finesse design language, a fine balance of 'Leading-edge' and 'finesse', so that every Lexus is not only captivating and luxurious, but also highly refined. Finally, every new Lexus model is also measured against a set of internal standards covering design, performance, specifications

and equipment, to confirm it is distinctive and worthy of the Lexus emblem. This pursuit of perfection is evident at every stage of the manufacturing process. Every Lexus vehicle is created with a masterful skill and attention to detail inspired by both traditional artisanship and state-of-the-art engineering. For example, at the Tahara plant in Japan, precision components made using leading-edge digital technology are assembled and finished by master craftsmen called Takumi, whose technical expertise and sure senses are honed by decades of rigorous experience.

LEXUS CARE

Lexus Warranty

An important part of the peace of mind that comes with owning a Lexus is the built-in warranty on your vehicle. Each new Lexus vehicle comes with a four year unlimited kilometre¹ warranty, supplemented by a six year Corrosion Perforation Warranty. This warranty is offered to the first owner and subsequent owners within this four year period.

Lexus Service Plan

The Lexus Full Maintenance Service Plan that accompanies every new Lexus covers all parts and labour costs associated with the Lexus recommended service schedule for a period of four years unlimited kilometres from the date of first registration. It combines an exacting standard of maintenance with a high level of customer convenience and ensures your Lexus is serviced, as it should be - by specially trained Lexus technicians.

Lexus On Call

With Lexus On Call we've made sure the service that makes Lexus unique will always be as close as your phone or computer. This way, you can summon assistance whenever required. In the event of an emergency or breakdown we like to take special care of you and your Lexus. Your comments are also important to us, so you're most welcome to contact us anytime and talk to us about your Lexus experience.

¹ Four Year Warranty is made up of three year New Vehicle Warranty and one year Lexus Care Warranty.

Lexus Plus


We know that a helping hand can be invaluable in an emergency. Lexus Plus, in conjunction with the New Zealand Automobile Association (AA), provides a special nationwide emergency service for Lexus owners. The Lexus Plus programme provides extended protection against the possibility of being stranded away from home because of a vehicle breakdown. It gives you constant access to immediate help 24 hours a day, seven days a week.

Lexus Plus offers a range of services whether you require roadside assistance to recover your vehicle or alternative transport home.

Lexus will also arrange any accommodation and rental car requirements that may arise if breakdown repairs cannot be completed on the day of the emergency.

Lexus Financial Services

There is an extensive range of tailored finance solutions available through your Lexus dealer designed to make acquiring a Lexus as effortless as driving one. Whether you require a fleet or personal finance plan, there are a wide range of options for leasing or purchasing a vehicle to suit your individual needs.



Lexus On Call is your direct link to Lexus support.

FREEPHONE (24 hours):
0800 4 LEXUS (0800 453 987)

WEB:
www.lexus.co.nz

EMAIL:
oncalle@lexus.co.nz


LEXUS OF NORTH SHORE
2 Link Drive, Wairau Valley
AUCKLAND 0627
(09) 442 3670
info@lexusofnorthshore.co.nz

LEXUS OF AUCKLAND CITY
29 Great North Road, Grey Lynn
AUCKLAND 1021
(09) 370 0227
info@lexusofaucklandcity.co.nz

LEXUS OF HAWKE'S BAY
505 Karamu Road North,
HASTINGS 4122
0800 425 3987
marketing@lexushb.co.nz

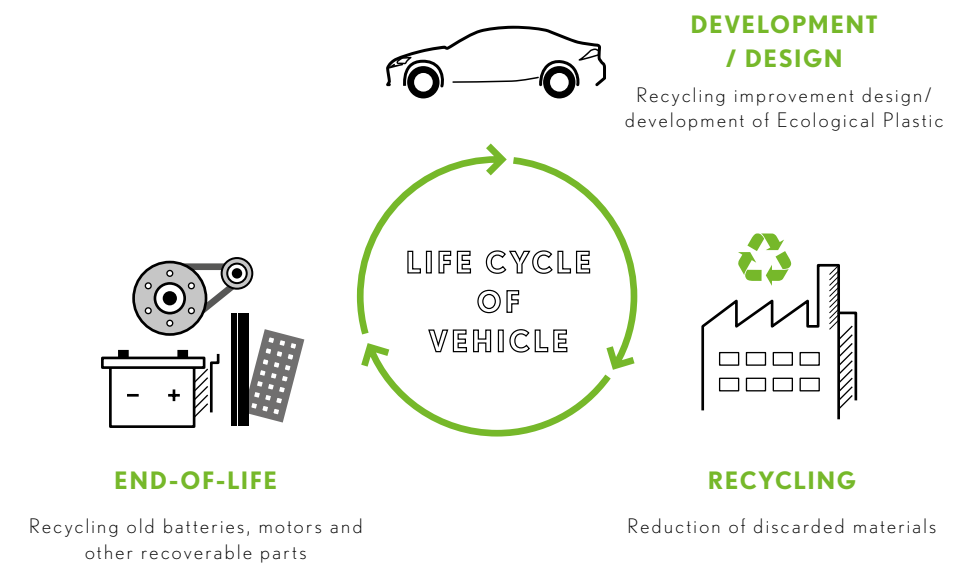
LEXUS OF WELLINGTON
54 Kent Terrace,
Mount Victoria
WELLINGTON 6011
(04) 802 0610
info@lexusofwellington.co.nz

LEXUS OF CHRISTCHURCH
227 Montreal Street,
Christchurch Central
CHRISTCHURCH 8011
(03) 363 8748
info@lexusofchristchurch.co.nz



LEXUS
ENVIRONMENT

*Our commitment to the environment
is embedded into all our activities
and vehicles.*



At Lexus, sustainability is an enormous challenge that we gladly accept. We are committed to finding better, more efficient ways to contribute to a healthier planet, leading the industry in better business practices. Our focus on the environment drove our development and global leadership of hybrid luxury vehicles, and the knowledge we have gained is applied in all of our vehicles. Our commitment to recovering, recycling and re-using permeates the entire company. To reduce waste to a minimum, we carefully recycle various materials in our offices, factories, and sales facilities, reducing CO₂ levels beyond our achievements on the road.

Specific initiatives to enhance the environment include integrating a keen environment-friendly focus on the entire life cycle of each vehicle, from design and production, through to the recycling of vehicles at the end-of-life. To reduce CO₂ emissions, at the design stage we specify extensive use of plant-derived plastics for components, instead of petroleum-derived plastics. During production, we make repeated use of reusable items, work hard to efficiently use resources to minimise waste, and recycle any waste produced.



For more detail visit:

lexus.co.nz

08004LEXUS

Every endeavour has been made to ensure text details and specifications contained in this publication were accurate as at 2 December, 2016. Lexus New Zealand reserves the right at any time to introduce any changes deemed necessary to improve the models shown or for any other reason. Paint, upholstery and interior trim colours shown in this brochure may differ from actual colours due to variations in printing processes. Some models shown in this brochure may have optional accessories fitted. For further information contact your nearest Authorised Lexus Dealer. They will be glad to assist. Production effective October 2016.

500 • LEXUSIS16L • December 2016